

INCANTHO VASO SOSPESO INS03.BI

CE EN 997:2015

GLOBO



Effetto antibatterico su ceramica BATAFORM®
Ceramic antibacterial effect BATAFORM®



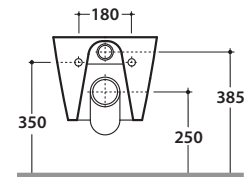
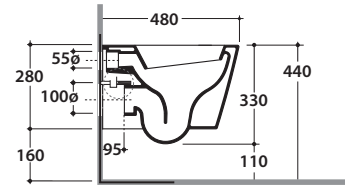
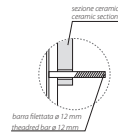
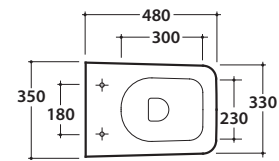
Scarico ottimizzato a 4/2,6 litri
Drain 4/2,6 lt



Prodotto smaltato con CERASLIDE®
Glazed product with CERASLIDE®

Cod. **INS03.BI**

Vaso sospeso 48.35 h33 cm. Scarico 4 / 2,6 Lt. Completo di fissaggi. Peso 20 Kg
Wall-hung Wc 48.35 h33 cm. Drain 4/2,6Lt. Fixing kit included. Weight 20 Kg



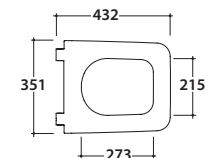
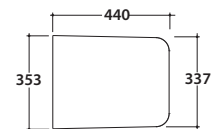
Copriwater con sistema di cerniere a sgancio rapido
Seat-cover with hinge system to quick release



Trattamento antibatterico per sedili in versione bianco lucido
Antibacterial treatment on toilet seats in shiny white

Cod. **IN021BI**

Coprivaso rimovibile in duroplast con chiusura tradizionale. Peso 2,5 Kg
Removable duroplast seat-cover with traditional closing system. Weight 2,5 Kg



Cod. **IN022BI**

Coprivaso rimovibile in duroplast con chiusura rallentata. Peso 2,5 Kg
Removable duroplast seat-cover with soft-closing system. Weight 2,5 Kg



Cod. **VA132**

Riduttore flusso di scarico.
Flow reductor.



Cod. **PU001**

Protezione antiurto e acustica.
Acoustic and crash protection.



Cod. **FI002**

Staffa di fissaggio a "L". Peso 2,5 Kg
Fixing brackets for W/H sanitary. Weight 2,5 Kg